

6.3 cu. ft. Gas Slide-in Range



- Built-in Air Fry
- InstaView® Window
- ProBake® Convection
- EasyClean® + Self Clean
- UltraHeat 20k BTU Power Burner
- Slide-in Design
- 6.3 cu. ft. Large Capacity
- Storage Drawer
- LG ThinQ® Technology (Wi-Fi)



COLOR AVAILABILITY

- LSG6335F – PrintProof® Stainless Steel
- LSG6335D – PrintProof® Black Stainless Steel

CAPACITY

Oven Capacity	6.3 cu. ft.
Drawer Capacity	0.8 cu. ft.

OVEN FEATURES

Convection System	ProBake® Convection
Oven Cooking Modes	Bake, Convection Bake, Convection Roast, Broil High, Broil Low, Warm, Proof, Frozen Meal, Air Fry, Slow Cook
Air Sous Vide	No
Built-in Air Fry	Yes (Air Fry Tray Included)
Temperature Probe	No
Oven Racks	1 Offset, 1 Heavy Duty
Number of Rack Positions	7
Broil Element (BTU, NG / LP)	13,500 / 12,500
Bake Element (BTU, NG / LP)	19,000 / 17,000
Convection Conversion	Yes
EasyClean®	Yes
Self Clean	Yes
GoCook Smart Oven Light	Yes (1)
Door Lock	Yes
Automatic Safety Shut-Off	After 12 Hours

DRAWER FEATURES

Type	Storage
------	---------

COOKTOP FEATURES

Cooktop Type	Sealed
Number of Burners	5
Burner BTU (NG / LP)	
Left Front	18,000 / 12,000
Left Rear	9,100 / 7,500
Center	10,000 / 10,000 (Oval)
Right Front	20,000 / 12,500 (UltraHeat)
Right Rear	5,000 / 4,000
Cooktop Burner Grate Material	Cast Iron
Continuous Grates	Yes

CONTROLS

Cooktop Control Type	Front Tilt-Control Knobs, Weighted
Oven Control Type	Glass Touch
Display	LED (White)
Language	English
Kitchen Timer	Yes
Timed Cook	Yes
Clock	12 Hr or 24 Hr (Option)
Temperature Unit of Measure	°F or °C
Cooking Complete Reminder Volume	High, Low, Off
Oven Control Lock	Yes

CONVENIENCE

ADA Compliant	No
Sabbath Mode	Yes (Star-K-Certified)

SMART FEATURES

Wi-Fi Enabled	Yes
ThinQ® Technology	Yes
ThinQ Care™	Yes
Voice Control	Amazon Alexa, Google Assistant
SmartDiagnosis™	Yes
3rd Party Recipe App	Yes (Innit, SideChef)
Scan to Cook (LG ThinQ)	Yes (Nestle and Kraft-Heinz)

FINISHES AND APPEARANCE

Fingerprint & Smudge Resistant Exterior	Yes
Cooktop Finish	Stainless Steel
Handle / Knobs	F - Stainless Steel Appearance D - Black Stainless Steel Appearance
Oven Door Feature	InstaView® Window (WideView™)

TECHNICAL SPECS

Fuel Type	NG / LP
Required Power Supply	120V, 60Hz
Minimum Circuit Rating	15 Amp
Power Cord Type	3-Prong, Attached to Unit
Power Outlet Location	See Installation Diagram
Gas Supply Location	See Installation Diagram

INCLUDED ACCESSORIES

1 Offset Rack, 1 Heavy Duty Rack, 1 Air Fry Tray, Cast Iron Griddle, Rear Filler Kit

OPTIONAL ACCESSORIES

Slide-in Range Filler Kit (Side Gaps)	LSFL301S
---------------------------------------	----------

DIMENSIONS / CLEARANCES / WEIGHTS

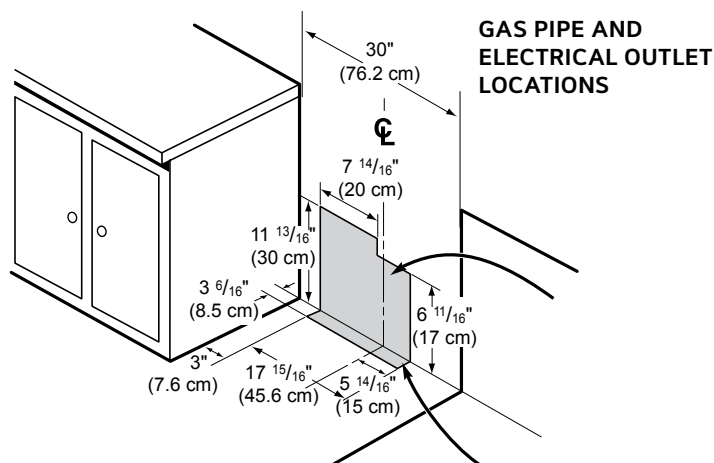
Product Dimensions (W x H x D w/Handle)	29 7/8" x 37 1/8" x 29 9/32"
Product Height to Cooking Surface	36"
Cutout Dimensions (W x H x D)	30" x 36" x 25"
Carton Dimensions (W x H x D)	32 1/2" x 44" x 30 1/2"
Approx. Weight (Product / Carton)	158 lbs. / 200 lbs.

LIMITED WARRANTY

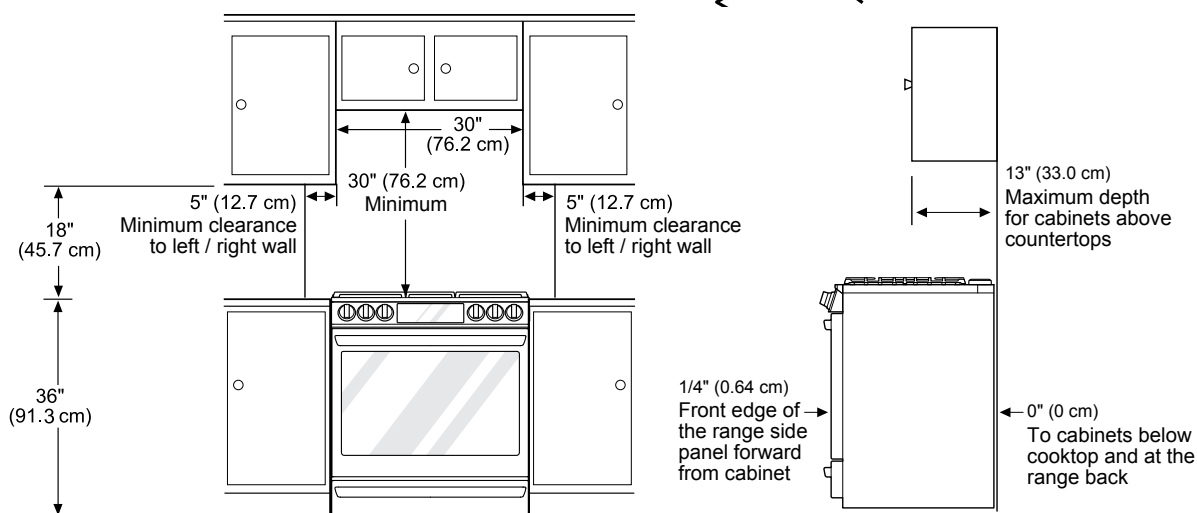
Parts and Labor	1 Year
-----------------	--------

DIMENSIONS / CLEARANCES

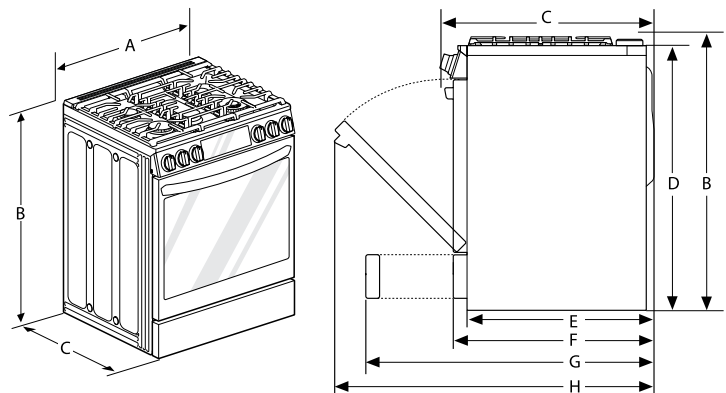
Provide proper clearance between the range and adjacent combustible surfaces. These dimensions must be met for safe use of your range. The location of the electrical outlet and pipe opening may be adjusted to meet specific requirements. The range may be placed with 0" clearance (flush) at the back wall.



GAS PIPE AND ELECTRICAL OUTLET LOCATIONS



DIMENSIONS / CLEARANCES



DIMENSIONS / CLEARANCES

A	Width	29 7/8" (759 mm)
B	Height	37 1/8" (943mm)
C	Depth (Includes Door Handle)	29 9/32" (743.9 mm)
D	Height (Excludes Vent Trim)	36" (913.0 mm)
E	Depth (Includes only the product body that is loaded into the cabinet. Excludes door, drawer, and handles)	24 3/4" (629.4 mm)
F	Depth (Excludes Door Handle)	26 7/8" (683 mm)
G	Depth when drawer is fully opened	36 1/16" (916.2 mm)
H	Depth when door is fully opened	48 5/8" (1235.9 mm)